

building code analysis :

1. APPLICABLE CODES :
(F.B.C.) FLORIDA BUILDING CODE 2023 - 8TH EDITION - WITH LATEST SUPPLEMENTS
(F.F.P.C.) FLORIDA FIRE PREVENTION CODE 2023 - 8TH EDITION - WITH LATEST SUPPLEMENTS
(N.F.P.A.) NFPA LIFE SAFETY CODE - LATEST EDITION
(F.A.C.) FLORIDA ACCESSIBILITY CODE 2023 - 8TH EDITION
(N.F.P.A.-10) STANDARD FOR PORTABLE FIRE EXTINGUISHERS
2. OCCUPANCY CLASSIFICATION : (F.B.C. SECTION 309)
GROUP M - MERCANTILE (F.F.P.C NFPA 101 CH. 36 - NEW MERCANTILE OCCUP.)
3. SUB CLASSIFICATION OF OCCUPANCY : (F.F.P.C NFPA 101 SECTION 36.1.2.2.1)
"MERCANTILE - CLASS "B"
4. REQUIRED SEPARATION OF OCCUPANCIES :N/A, SINGLE OCCUPANCY
5. REQUIRED FIRE PARTITIONS : NONE
6. APPROVED AUTOMATIC SPRINKLER SYSTEM : NONE
7. FIRE ALARM : YES (F.F.P.C. NFPA 101 SECTION 36.3.4)
8. OCCUPANT LOAD : (F.B.C. TABLE 1004.1, F.F.P.C. NFPA 101 TABLE 7.3.1.2)
GROUP M - MERCANTILE

OCCUPANTS	
MERCANTILE =	1,145 SF / 30 SF = 38
BACKROOM =	703 SF / 300 SF = 2.3
RESTROOM =	UNOCCUPIED = 0
TOTAL NUMBER OF OCCUPANTS	= 40.3 = 40
EXIT AND EXIT ACCESS DOORWAYS :	(F.B.C. SECTION 1007) (F.F.P.C NFPA 101 SECTION 7.4 & 36.2.4)

GROUP M	REQUIRED	PROVIDED
TENANT SPACE EXITS	1	2

10. EGRESS WIDTH PER OCCUPANT ALLOWED : (F.B.C. TABLE 1005.3.2)
(F.F.P.C NFPA 101 SECTION 7.2.1.2)

GROUP M = 0.2/PERSON (X) 61 TOTAL OCCUPANT LOAD	= 12.2 INCHES REQUIRED
3 DOORS AT 34 INCHES EACH (MIN.)	= 102 INCHES PROVIDED
	= 102 INCHES PROVIDED

11. COMMON PATH OF EGRESS TRAVEL ALLOWED : (F.B.C. SECTION 1006.2.1)
(F.F.P.C NFPA 101 SECTION 36.2.5.3)

GROUP M = 75 FEET ALLOWED (WITHOUT SPRINKLER SYSTEM)

12. MINIMUM AISLE EGRESS WIDTH ALLOWED : (F.B.C. SECTION 1017.2)
(F.F.P.C NFPA 101 SECTION 36.2.5.5)
- GROUP M = 36" INCHES
(AS DETERMINED BY F.B.C. TABLE 1005.1 BUT NOT LESS THAN 36" INCHES)

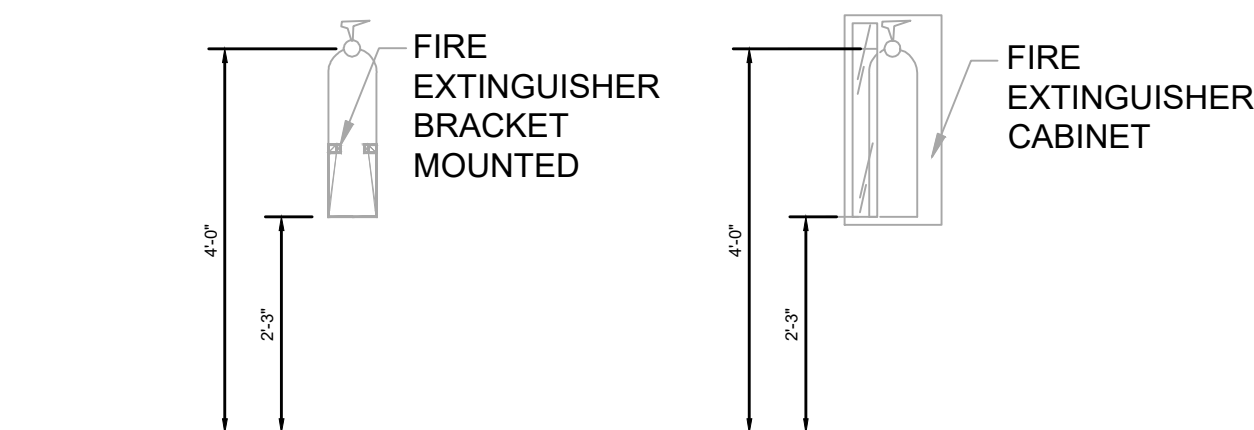
13. EGRESS ACCESS TRAVEL DISTANCE ALLOWED : (F.B.C. TABLE 1014.2)
(F.F.P.C NFPA 101 SECTION 36.2.6)
- GROUP M (WITHOUT SPRINKLER SYSTEM)
= 200 FEET ALLOWED

14. MINIMUM INTERIOR FINISH FLAME SPREAD & SMOKE DEVELOPMENT CLASSIFICATION REQUIREMENT : (F.B.C. TABLE 803.9, 804.4.1)
(F.F.P.C NFPA 101 SECTION 10.2.3, 10.2.7, 10.2.8, 36.3.3.2, 36.3.3.3)

GROUP M (WITHOUT SPRINKLER SYSTEM)	
WALLS & CEILINGS FINISH :	
VERTICAL EXITS AND EXIT PASSAGEWAYS	= CLASS "B"
EXIT ACCESS CORRIDORS AND OTHER EXIT WAYS	= CLASS "C"
ROOMS AND ENCLOSED SPACES	= CLASS "C"
FLOORS FINISH :	
EXIT ENCLOSURES	= CLASS "II"
EXIT PASSAGEWAYS	= CLASS "II"
CORRIDORS	= CLASS "II"

15. FIRE EXTINGUISHER ANALYSIS :
CLASSIFICATION OF HAZARD : (N.F.P.A. 10 SECTION 1-5)
ORDINARY (MODERATE) HAZARD (N.F.P.A. 10 SECTION 1-5.2)
MINIMUM RATED SINGLE EXTINGUISHER = 2A
MAXIMUM FLOOR AREA PER UNIT OF A = 1500 SF
MAXIMUM FLOOR AREA FOR EXTINGUISHER = 11,250 SF
MAXIMUM TRAVEL DISTANCE TO EXTINGUISHER = 75 FEET

16. FIRE EXTINGUISHER SPECIFICATION :
MANUFACTURER : LARSENS, OR EQUAL
SERIES : MP-SERIES/MULTI PURPOSE DRY CHEMICAL
MODEL NO : MP5 (UL RATING 2A-10B:C)



FIRE EXTINGUISHER MOUNTING DETAIL

SCALE: 1/4" = 1'-0"

plumbing fixture requirements :

F.B.C. PLUMBING, CHAPTER 4, TABLE 403.1.; CLASSIFICATION GROUP M - RETAIL STORES, SERVICE STATION, SALESROOM, MARKETS & SHOPPING CENTERS

TOTAL NUMBER OF OCCUPANTS :
GROUP M (MERCANTILE)
- TENANT SPACE = 40 OCC.

MERCANTILE CLASSIFICATION	WATER CLOSET		LAVATORIES		DRINKING FOUNTAIN (1/1000)	SERVICE SINK
	M (1/500)	F (1/500)	M (1/750)	F (1/750)		
TENANT SPACE						
REQUIRED	40/500=0.08	40/500=0.08	40/750=.05	40/750=.05	40/1000=0.04	
PROVIDED	1	1	1	1	1	1

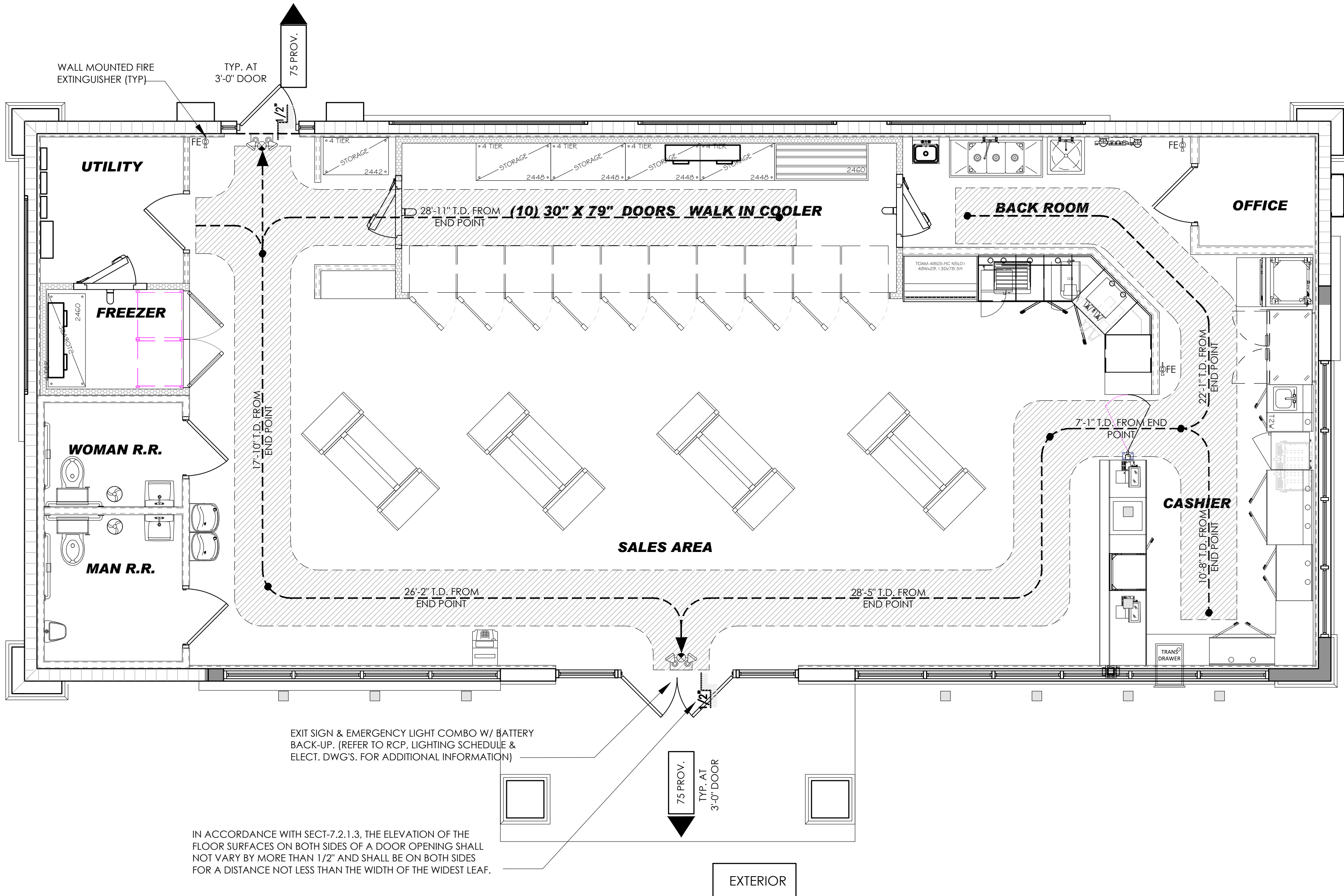
NOTES :

1. F.B.C.P. SECTION 403.2 SEPARATE FACILITIES : EXCEPTION 3, SEPARATE FACILITIES SHALL NOT BE REQUIRED IN BUSINESS AND MERCANTILE OCCUPANCIES WHEN MAX OCCUPANT LOAD IS 100 OR FEWER.

life safety legend :

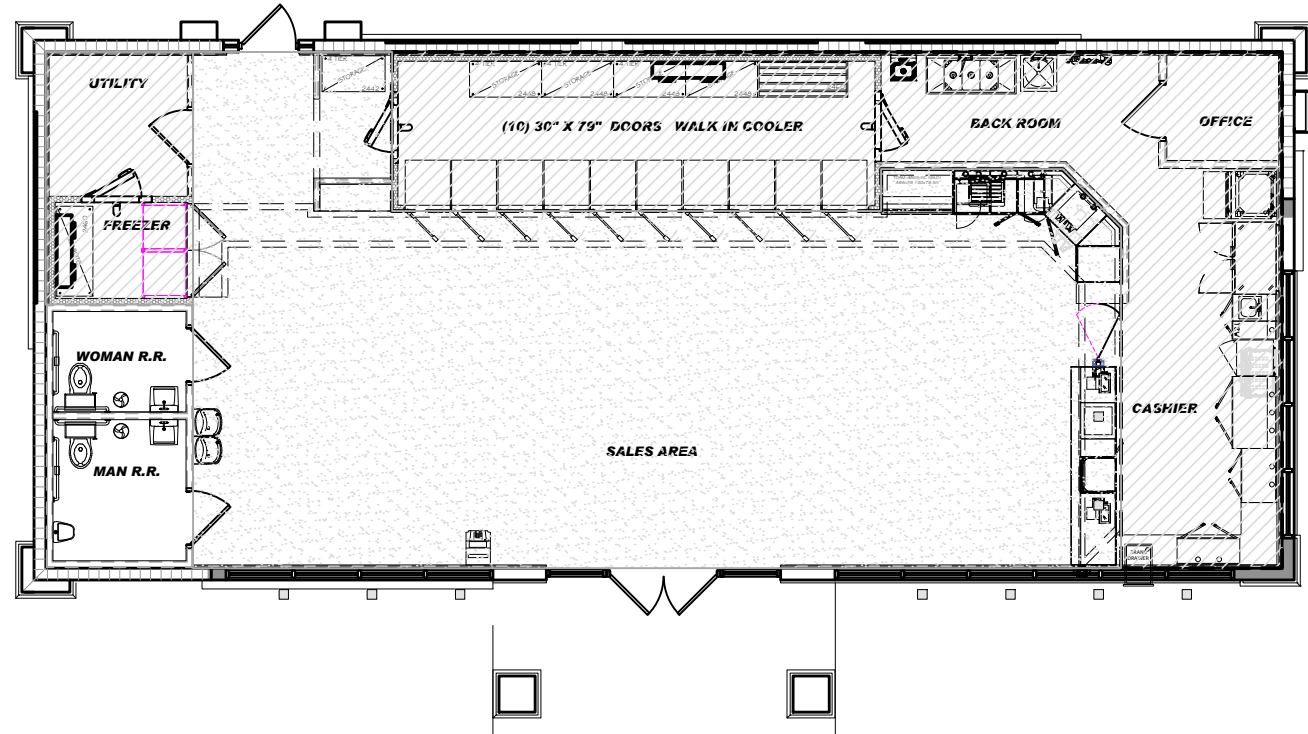
	TRAVEL DISTANCE
	3'-0" CLEAR EGRESS ACCESS

NOTE:
STOREFRONT ENTRY/EXIT DOOR SIGN TO BE PROVIDED THAT READS "THIS DOOR TO REMAIN OPEN WHEN THE PREMISES IS OCCUPIED" IN ACCORDANCE WITH (F.F.P.C. SECTION 7.2.1.5.3 & F.B.C. SECTION 1008.1.8.3.2.2.2)



IN ACCORDANCE WITH SECT-7.2.1.3, THE ELEVATION OF THE FLOOR SURFACES ON BOTH SIDES OF A DOOR OPENING SHALL NOT VARY BY MORE THAN 1/2" AND SHALL BE ON BOTH SIDES FOR A DISTANCE NOT LESS THAN THE WIDTH OF THE WIDEST LEAF.

LIFE SAFETY PLAN
SCALE: 1/4" = 1'-0"



OCCUPANT LOAD DIAGRAM

SCALE: N.T.S.

CLIENT:

DESIGN TEAM TITLE:


MDM
SERVICES, INC.

engineering • environmental • construction

2151 W. HILLSBORO BLVD, DEERFIELD BEACH,
FLORIDA 33442
Phone: (954) 427-3076

FLORIDA CA #4857

NO.	DATE	REVISION	DESCRIPTION
-----	------	----------	-------------



DAIMIAN D. LESLIE
FL REG # 73113

THIS SEAL HAS BEEN DIGITALLY SIGNED AND SEALED BY DAIMIAN D. LESLIE. ON THE DATE
REMARKS TO THE SEAL, PRINTED COPIES OF THIS DOCUMENT MUST BE CONSIDERED SIGNED
AND SEALED AND THE SIGNATURE MUST BE VERIFIED ON ANY ELECTRONIC COPIES.

PROJECT DESCRIPTION:

**NEW
C-STORE**

SITE DESIGNATION:

**SUNSHINE GASOLINE DISTRIBUTORS
CHEVRON
GAS STATION #010**

SITE ADDRESS:

**301 POMPANO PKWY,
POMPANO BEACH, FL
33069**

SCALE: AS NOTED MDM JOB # 21119

DATE: 03-05-2025

DESIGNED BY: DP

DRAWN BY: DP

CHECKED BY:

FILE NAME:

21119 CD.DWG

DRAWING TITLE:

**LIFE SAFETY &
ACCESSIBILITY
FLOOR PLAN**

SHEET NO:

DRAWING-1.1